

# National Institutional Ranking Framework

Ministry of Education

Government of India

Welcome to Data Capturing System: OVERALL



## Submitted Institute Data for NIRF'2024'

Institute Name: Late Ramesh Warpudkar Arts & Commerce College [IR-O-C-7402]

### Sanctioned (Approved) Intake

Academic Year	2022-23	2021-22	2020-21	2019-20	2018-19	2017-18
UG [3 Years Program(s)]	360	360	360	-	-	-

### Total Actual Student Strength (Program(s) Offered by Your Institution)

(All programs of all years)	No. of Male Students	No. of Female Students	Total Students	Within State (Including male & female)	Outside State (Including male & female)	Outside Country (Including male & female)	Economically Backward (Including male & female)	Socially Challenged (SC+ST+OBC Including male & female)	No. of students receiving full tuition fee reimbursement from the State and Central Government	No. of students receiving full tuition fee reimbursement from Institution Funds	No. of students receiving full tuition fee reimbursement from the Private Bodies	No. of students who are not receiving full tuition fee reimbursement
UG [3 Years Program(s)]	273	275	548	548	0	0	0	296	296	0	0	0

### Placement & Higher Studies

#### UG [3 Years Program(s)]: Placement & higher studies for previous 3 years

Academic Year	No. of first year students intake in the year	No. of first year students admitted in the year	Academic Year	No. of students admitted through Lateral entry	Academic Year	No. of students graduating in minimum stipulated time	No. of students placed	Median salary of placed graduates(Amount in Rs.)	No. of students selected for Higher Studies
2018-19	360	234	2019-20	0	2020-21	125	0	0(Zero)	30
2019-20	360	301	2020-21	0	2021-22	115	0	0(Zero)	25
2020-21	360	235	2021-22	0	2022-23	51	0	0(Zero)	18

### Ph.D Student Details

Ph.D (Student pursuing doctoral program till 2022-23 Students admitted in the academic year 2023-24 should not be entered here.)			
			Total Students
Full Time			0
Part Time			0
No. of Ph.D students graduated (including Integrated Ph.D)			
		2022-23	2021-22
Full Time		0	0
Part Time		0	0
PG (Student pursuing MD/MS/DNB program till 2022-23 Students admitted in the academic year 2023-24 should not be entered here)			



Number of students pursuing PG (MD/MS/DNB) program			0
No. of students Graduating in PG (MD/MS/DNB) program			
2022-23	2021-22	2020-21	
0	0	0	

**Online Education**

Portal Name	No. of students offered online courses which have credit transferred to transcript	Total no. of online courses which have credit transferred to the transcript	Total no. of credits transferred to transcript
Swayam	0	0	0
0	0	0	0
5. No. of courses developed and available online on Swayam platform by your institution faculty		0	

**Financial Resources: Utilised Amount for the Capital expenditure for previous 3 years**

Academic Year	2022-23	2021-22	2020-21
	Utilised Amount	Utilised Amount	Utilised Amount
<b>Annual Capital Expenditure on Academic Activities and Resources (excluding expenditure on buildings)</b>			
Library	94144 (Ninety four Thousand one hundred forty four)	66580 (Sixty six thousand five hundred eighty)	27389 (Twenty seven thousand three hundred eighty nine)
New Equipment for Laboratories	30650 (Thirty thousand six hundred fifty)	0 (Zero)	0 (Zero)
Engineering Workshops	20010 (Twenty thousand ten)	0 (Zero)	0 (Zero)
Studios	0 (Zero)	0 (Zero)	0 (Zero)
Other expenditure on creation of Capital Assets (excluding expenditure on Land and Building)	0 (Zero)	2800 (Two thousand Eight hundred)	0 (Zero)

**Financial Resources: Utilised Amount for the Operational expenditure for previous 3 years**

Academic Year	2022-23	2021-22	2020-21
	Utilised Amount	Utilised Amount	Utilised Amount
<b>Annual Operational Expenditure</b>			
Salaries (Teaching and Non Teaching staff)	72096765 (Seven Crore Twenty lac Ninety six Thousand Seven Hundred Sixty Five)	61650750 (Six crore sixteen lac fifty thousand seven hundred fifty)	51037405 (Five crore ten lac thirty seven thousand four hundred five)
Maintenance of Academic Infrastructure or consumables and other running expenditures(excluding maintenance of hostels and allied services,rent of the building, depreciation cost, etc)	1490723 (Fortin LAc Ninety Thousand Seven Hundred Twenty Three)	811809 (Eight lac eleven thousand eight hundred nine)	456531 (Four lac fifty six thousand five hundred thirty one)
Seminars/Conferences/Workshops	258356 (Two lac fifty Eight Thousand Three Hundred Fifty Six)	6586 (Six Thousand five hundred eighty six)	46500 (Forty six thousand five hundred)

**IPR**

Calendar year	2022	2021	2020
No. of Patents Published	0	0	0
No. of Patents Granted	0	0	0

**Sponsored Research Details**

Financial Year	2022-23	2021-22	2020-21
Total no. of Sponsored Projects	0	0	0
Total no. of Funding Agencies	0	0	0
Total Amount Received (Amount in Rupees)	0	0	0
Amount Received in Words	Zero	Zero	Zero

**Consultancy Project Details**

Financial Year	2022-23	2021-22	2020-21
Total no. of Consultancy Projects	0	0	0
Total no. of Client Organizations	0	0	0
Total Amount Received (Amount in Rupees)	0	0	0
Amount Received in Words	Zero	Zero	Zero

**Executive Development Program/Management Development Programs**

Financial Year	2022-23	2021-22	2020-21
Total no. of Executive Development Programs/ Management Development Programs	0	0	0
Total no. of Participants	0	0	0
Total Annual Earnings (Amount in Rupees)(Excluding Lodging & Boarding Charges)	0	0	0
Total Annual Earnings in Words	Zero	Zero	Zero

**PCS Facilities: Facilities of physically challenged students**

1. Do your institution buildings have Lifts/Ramps?	Yes, less than 40% of the buildings
2. Do your institution have provision for walking aids, including wheelchairs and transportation from one building to another for handicapped students?	No
3. Do your institution buildings have specially designed toilets for handicapped students?	Yes, less than 40% of the buildings

**Accreditation****NAAC Accreditation**

1. Does your institute have a valid NAAC Accreditation?	NO
---	----

**Faculty Details**

Sno	Name	Age	Designation	Gender	Qualification	Experience (In Months)	Currently working with institution?	Joining Date	Leaving Date	Association type
1	Dr Kachave Maroti Dhondiba	56	Professor	Male	Ph.D	331	Yes	07-12-1995	--	Regular

2	Dr Sarkale Anant Baburao	45	Other	Male	Ph.D	112	Yes	26-04-2014	--	Regular
3	Dr Wakankar Govind Bansidhar	39	Other	Male	Ph.D	155	Yes	10-08-2010	--	Regular
4	Dr Jaybhaye Vithal Khanduji	49	Assistant Professor	Male	Ph.D	284	Yes	01-12-1999	--	Regular
5	Dr Rankhanb Santosh Vasantrao	45	Associate Professor	Male	Ph.D	142	Yes	02-09-2011	--	Regular
6	Dr Wadchkar Shivaji Apparao	50	Assistant Professor	Male	Ph.D	297	Yes	09-10-1998	--	Regular
7	Dr Golekar Kalyan Machindra	57	Assistant Professor	Male	Ph.D	322	Yes	24-09-1996	--	Regular
8	Dr Ragole Vikas Dattarao	40	Assistant Professor	Male	Ph.D	142	Yes	12-09-2011	--	Regular
9	Dr Tengse Sunita Atmaram	46	Associate Professor	Female	Ph.D	296	Yes	09-10-1998	--	Regular
10	Dr Chavan Ashok Daulatrao	53	Assistant Professor	Male	Ph.D	308	Yes	17-11-1997	--	Regular
11	Dr Patil Mukandraj Baburao	41	Associate Professor	Male	Ph.D	142	Yes	02-09-2011	--	Regular
12	Dr Sonsale Sahebrao Dattatraya	57	Professor	Male	Ph.D	322	Yes	23-09-1996	--	Regular
13	Mr Kadam Sakharam Babarao	40	Assistant Professor	Male	SET	142	Yes	02-09-2011	--	Regular
14	Dr Jadhav Ashok Kakasheb	51	Assistant Professor	Male	Ph.D	286	Yes	01-12-1999	--	Regular
15	Dr Kale Balasaheb Munjabhau	53	Professor	Male	Ph.D	322	Yes	23-09-1996	--	Regular
16	Dr Satpute Vasant Devidasrao	51	Dean / Principal / Director / Vice Chancellor	Male	Ph.D	307	Yes	17-11-1997	--	Regular
17	Mr Devraye Sandipkumar Marotrao	38	Assistant Professor	Male	NET	142	Yes	02-09-2011	--	Regular
18	Dr Andhale Bapurao Vitthalrao	49	Assistant Professor	Male	Ph.D	298	Yes	09-11-1998	--	Regular
19	Dr Misal Mohan Kashinath	57	Assistant Professor	Male	Ph.D	332	Yes	07-12-1995	--	Regular
20	Dr Somvanshi Mukta Govindrao	48	Professor	Female	Ph.D	284	Yes	22-11-1999	--	Regular
21	Mr Jondhale Pandit Tukaram	54	Assistant Professor	Male	M.A		Yes	15-12-1999	--	Adhoc / Contractual
22	Dr Ambhure Shivaji Devidasrao	55	Assistant Professor	Male	Ph.D	308	Yes	19-12-1997	--	Regular
23	Dr Kulkarni Vanita Baburao	53	Professor	Female	Ph.D	331	Yes	07-12-1995	--	Regular
24	Dr Shinde Bali Reshmaji	52	Assistant Professor	Male	Ph.D	297	Yes	09-10-1998	--	Regular

25	Mr Fajge Angad Keshavrao	51	Assistant Professor	Male	M.A		Yes	24-09-1996	--	Adhoc / Contractual
----	--------------------------	----	---------------------	------	-----	--	-----	------------	----	---------------------



**PRINCIPAL**

**Late Ramesh Warpudkar (ACS)**  
**College, Sonpeth Dist. Parbhani**

# National Institutional Ranking Framework

Ministry of Education

Government of India

Welcome to Data Capturing System: OVERALL



## Submitted Institute Data for NIRF'2023'

Institute Name: Late Ramesh Warpudkar Arts & Commerce College [IR-O-C-7402]

### Sanctioned (Approved) Intake

Academic Year	2021-22	2020-21	2019-20	2018-19	2017-18	2016-17
UG [3 Years Program(s)]	360	360	360	-	-	-

### Total Actual Student Strength (Program(s) Offered by Your Institution)

(All programs of all years)	No. of Male Students	No. of Female Students	Total Students	Within State (Including male & female)	Outside State (Including male & female)	Outside Country (Including male & female)	Economically Backward (Including male & female)	Socially Challenged (SC+ST+OBC Including male & female)	No. of students receiving full tuition fee reimbursement from the State and Central Government	No. of students receiving full tuition fee reimbursement from Institution Funds	No. of students receiving full tuition fee reimbursement from the Private Bodies	No. of students who are not receiving full tuition fee reimbursement
UG [3 Years Program(s)]	293	286	579	579	0	0	142	224	0	0	0	366

### Placement & Higher Studies

#### UG [3 Years Program(s)]: Placement & higher studies for previous 3 years

Academic Year	No. of first year students intake in the year	No. of first year students admitted in the year	Academic Year	No. of students admitted through Lateral entry	Academic Year	No. of students graduating in minimum stipulated time	No. of students placed	Median salary of placed graduates(Amount in Rs.)	No. of students selected for Higher Studies
2017-18	360	272	2018-19	0	2019-20	108	4	120000(One lac twenty thousand)	45
2018-19	360	234	2019-20	0	2020-21	125	0	0(Zero)	30
2019-20	360	301	2020-21	0	2021-22	115	0	0(Zero)	25

### Ph.D Student Details

Ph.D (Student pursuing doctoral program till 2021-22 Students admitted in the academic year 2022-23 should not be entered here.)			
			Total Students
Full Time			0
Part Time			0
No. of Ph.D students graduated (including Integrated Ph.D)			
		2021-22	2020-21
Full Time			0
Part Time			0
PG (Student pursuing MD/MS/DNB program till 2021-22 Students admitted in the academic year 2022 - 23 should not be entered here)			



Number of students pursuing PG (MD/MS/DNB) program			0
No. of students Graduating in PG (MD/MS/DNB) program			
2021-22	2020-21	2019-20	
0	0	0	

#### Online Education

1. Does all programs/courses were completed on time.		Yes	
2. Measures taken to complete the syllabus of courses and programs.		Offline classes are being conducted by institution after lock-down lift up by government. So online mode of teaching was not adopted. To complete the syllabus extra lectures were conducted.	
3. The period of delay in completion of syllabus (in months).		0	
4. The period of delay in conducting exams (in months).		0	
Portal Name	No. of students offered online courses which have credit transferred to transcript	Total no. of online courses which have credit transferred to the transcript	Total no. of credits transferred to transcript
Swayam	0	0	0
5. No. of courses developed and available online on Swayam platform by your institution faculty		0	

#### Financial Resources: Utilised Amount for the Capital expenditure for previous 3 years

Academic Year	2021-22	2020-21	2019-20
	Utilised Amount	Utilised Amount	Utilised Amount
<b>Annual Capital Expenditure on Academic Activities and Resources (excluding expenditure on buildings)</b>			
Library	66580 (Sixty six thousand five hundred eighty)	27389 (Twenty seven thousand three hundred eighty nine)	50523 (Fifty thousand five hundred twenty three)
New Equipment for Laboratories	0 (Zero)	0 (Zero)	0 (Zero)
Engineering Workshops	0 (Zero)	0 (Zero)	0 (Zero)
Studios	0 (Zero)	0 (Zero)	0 (Zero)
Other expenditure on creation of Capital Assets (excluding expenditure on Land and Building)	2800 (Two thousand Eight hundred)	0 (Zero)	5020 (Five thousand twenty)

#### Financial Resources: Utilised Amount for the Operational expenditure for previous 3 years

Academic Year	2021-22	2020-21	2019-20
	Utilised Amount	Utilised Amount	Utilised Amount
<b>Annual Operational Expenditure</b>			
Salaries (Teaching and Non Teaching staff)	61650750 (Six crore sixteen lac fifty thousand seven hundred fifty)	51037405 (Five crore ten lac thirty seven thousand four hundred five)	44017166 (Four crore forty lac seventeen thousand one hundred sixty six)
Maintenance of Academic Infrastructure or consumables and other running expenditures(excluding maintenance of hostels and allied services,rent of the building, depreciation cost, etc)	811809 (Eight lac eleven thousand eight hundred nine)	456531 (Four lac fifty six thousand five hundred thirty one)	486965 (Four lac eighty six thousand nine hundred sixty five)
Seminars/Conferences/Workshops	6586 (Six Thousand five hundred eighty six)	46500 (Forty six thousand five hundred)	420120 (Four lac twenty thousand one hundred twenty)



Calendar year	2021	2020	2019
No. of Patents Published	0	0	0
No. of Patents Granted	0	0	0

#### Sponsored Research Details

Financial Year	2021-22	2020-21	2019-20
Total no. of Sponsored Projects	0	0	0
Total no. of Funding Agencies	0	0	0
Total Amount Received (Amount in Rupees)	0	0	0
Amount Received in Words	Zero	Zero	Zero

#### Consultancy Project Details

Financial Year	2021-22	2020-21	2019-20
Total no. of Consultancy Projects	0	0	0
Total no. of Client Organizations	0	0	0
Total Amount Received (Amount in Rupees)	0	0	0
Amount Received in Words	Zero	Zero	Zero

#### Executive Development Program/Management Development Programs

Financial Year	2021-22	2020-21	2019-20
Total no. of Executive Development Programs/ Management Development Programs	0	0	0
Total no. of Participants	0	0	0
Total Annual Earnings (Amount in Rupees)(Excluding Lodging & Boarding Charges)	0	0	0
Total Annual Earnings in Words	Zero	Zero	Zero

#### PCS Facilities: Facilities of physically challenged students

1. Do your institution buildings have Lifts/Ramps?	Yes, less than 40% of the buildings
2. Do your institution have provision for walking aids, including wheelchairs and transportation from one building to another for handicapped students?	No
3. Do your institution buildings have specially designed toilets for handicapped students?	Yes, less than 40% of the buildings

#### Accreditation

##### NBA Accreditation

1.Does your institute have a valid NBA Accreditation?	NO
---	----






## NAAC Accreditation

1. Does your institute have a valid NAAC Accreditation?	NO
---	----

## Faculty Details

Srno	Name	Age	Designation	Gender	Qualification	Experience (In Months)	Currently working with institution?	Joining Date	Leaving Date	Association type
1	Dr Jaybhaye Vithal Khanduji	47	Assistant Professor	Male	Ph.D	272	Yes	01-12-1999	--	Regular
2	Dr Sarkale Anant Baburao	43	Other	Male	Ph.D	100	Yes	26-04-2014	--	Regular
3	Dr Wakankar Govind Bansidhar	37	Other	Male	Ph.D	143	Yes	10-08-2010	--	Regular
4	Dr Ambhure Shivaji Devidasrao	53	Assistant Professor	Male	Ph.D	296	Yes	19-12-1997	--	Regular
5	Dr Kale Balasaheb Munjabhau	51	Professor	Male	Ph.D	310	Yes	23-09-1996	--	Regular
6	Dr Shinde Bali Reshmaji	50	Assistant Professor	Male	Ph.D	285	Yes	09-10-1998	--	Regular
7	Mr Fajge Angad Keshavrao	49	Assistant Professor	Male	M.A	310	Yes	24-09-1996	--	Adhoc / Contractual
8	Dr Jadhav Ashok Kakasheb	49	Assistant Professor	Male	Ph.D	274	Yes	01-12-1999	--	Regular
9	Dr Kachave Maroti Dhondiba	54	Professor	Male	Ph.D	319	Yes	07-12-1995	--	Regular
10	Dr Satpute Vasant Devidasrao	49	Dean / Principal / Director / Vice Chancellor	Male	Ph.D	295	Yes	17-11-1997	--	Regular
11	Mr Devraye Sandipkumar Marotrao	36	Assistant Professor	Male	NET	130	Yes	02-09-2011	--	Regular
12	Dr Barve Ambadas Pandurang	59	Professor	Male	Ph.D	296	Yes	17-11-1997	--	Regular
13	Dr Misal Mohan Kashinath	54	Assistant Professor	Male	Ph.D	320	Yes	07-12-1995	--	Regular
14	Dr Sonsale Sahebrao Dattatraya	54	Professor	Male	Ph.D	310	Yes	23-09-1996	--	Regular
15	Mr Kadam Sakharan Babarao	37	Assistant Professor	Male	SET	130	Yes	02-09-2011	--	Regular
16	Dr Golekar Kalyan Machindra	55	Assistant Professor	Male	Ph.D	310	Yes	24-09-1996	--	Regular
17	Dr Rankhanb Santosh Vasantrao	44	Assistant Professor	Male	Ph.D	130	Yes	02-09-2011	--	Regular
18	Dr Wadchkar Shivaji Apparao	48	Assistant Professor	Male	Ph.D	285	Yes	09-10-1998	--	Regular
19	Dr Chavan Ashok Daulatrao	51	Assistant Professor	Male	Ph.D	296	Yes	17-11-1997	--	Regular

20	Dr Patil Mukandraj Baburao	40	Assistant Professor	Male	Ph.D	130	Yes	02-09-2011	--	Regular
21	Dr Tengse Sunita Atmaram	45	Assistant Professor	Female	Ph.D	284	Yes	09-10-1998	--	Regular
22	Mr Ragole Vikas Dattarao	39	Assistant Professor	Male	NET	130	Yes	12-09-2011	--	Regular
23	Dr Andhale Bapurao Vitthalrao	47	Assistant Professor	Male	Ph.D	286	Yes	09-11-1998	--	Regular
24	Dr Kulkarni Vanita Baburao	50	Professor	Female	Ph.D	319	Yes	07-12-1995	--	Regular
25	Dr Somvanshi Mukta Govindrao	46	Professor	Female	Ph.D	272	Yes	22-11-1999	--	Regular
26	Mr Jondhale Pandit Tukaram	51	Assistant Professor	Male	M.A	271	Yes	15-12-1999	--	Adhoc / Contractual

  
**PRINCIPAL**  
**Late Ramesh Warpudkar (ACS)**  
**College, Sonpeth Dist. Parbhani**

# National Institutional Ranking Framework

Ministry of Education

Government of India

Welcome to Data Capturing System: OVERALL



## Submitted Institute Data for NIRF'2022'

Institute Name: Late Ramesh Warpudkar Arts & Commerce College [IR-O-C-7402]

### Sanctioned (Approved) Intake

Academic Year	2020-21	2019-20	2018-19	2017-18	2016-17	2015-16
UG [3 Years Program(s)]	360	360	360	-	-	-

### Total Actual Student Strength (Program(s) Offered by Your Institution)

(All programs of all years)	No. of Male Students	No. of Female Students	Total Students	Within State (Including male & female)	Outside State (Including male & female)	Outside Country (Including male & female)	Economically Backward (Including male & female)	Socially Challenged (SC+ST+OBC Including male & female)	No. of students receiving full tuition fee reimbursement from the State and Central Government	No. of students receiving full tuition fee reimbursement from Institution Funds	No. of students receiving full tuition fee reimbursement from the Private Bodies	No. of students who are not receiving full tuition fee reimbursement
UG [3 Years Program(s)]	283	267	550	550	0	0	110	180	0	0	0	290

### Placement & Higher Studies

#### UG [3 Years Program(s)]: Placement & higher studies for previous 3 years

Academic Year	No. of first year students intake in the year	No. of first year students admitted in the year	Academic Year	No. of students admitted through Lateral entry	Academic Year	No. of students graduating in minimum stipulated time	No. of students placed	Median salary of placed graduates(Amount in Rs.)	No. of students selected for Higher Studies
2016-17	360	251	2017-18	0	2018-19	72	4	120000(One Lac Twenty Thousand)	35
2017-18	360	272	2018-19	0	2019-20	108	0	0(Zero)	45
2018-19	360	234	2019-20	0	2020-21	125	0	0(Zero)	30

### Ph.D Student Details

Ph.D (Student pursuing doctoral program till 2020-21 Students admitted in the academic year 2020-21 should not be entered here.)			
			Total Students
Full Time			0
Part Time			0
No. of Ph.D students graduated (including Integrated Ph.D)			
		2020-21	2019-20
Full Time		0	0
Part Time		0	0
PG (Student pursuing MD/MS/DNB program till 2020-21 Students admitted in the academic year 2021 - 22 should not be entered here)			



Number of students pursuing PG (MD/MS/DNB) program			0
No. of students Graduating in PG (MD/MS/DNB) program			
2020-21	2019-20	2018-19	
0	0	0	

#### Online Education

1. Does all programs/courses were completed on time.		Yes	
2. Measures taken to complete the syllabus of courses and programs.		Due to impact of Covid -19 it was very difficult task to complete the syllabus, so we used both methods for teaching i.e. offline and online. When Government allowed to run the colleges offline we used classroom teaching and when there was sometime ban on running offline colleges we used online classes using different online teaching platforms like Google Classroom, Google Meet, Online Videos, Short notes in pdf form etc.	
3. The period of delay in completion of syllabus (in months).		0	
4. The period of delay in conducting exams (in months).		0	
Portal Name	No. of students offered online courses which have credit transferred to transcript	Total no. of online courses which have credit transferred to the transcript	Total no. of credits transferred to transcript
Swayam	0	0	0
5. No. of courses developed and available online on Swayam platform by your institution faculty		0	

#### Financial Resources: Utilised Amount for the Capital expenditure for previous 3 years

Academic Year	2020-21	2019-20	2018-19
	Utilised Amount	Utilised Amount	Utilised Amount
<b>Annual Capital Expenditure on Academic Activities and Resources (excluding expenditure on buildings)</b>			
Library	27389 (Twenty Seven Thousand Three Hundred Eighty Nine)	50523 (Fifty Thousand Five Hundred Twenty Three)	74750 (Seventy Four Thousand Seven Hundred Fifty)
New Equipment for Laboratories	0 (Zero)	0 (Zero)	0 (Zero)
Engineering Workshops	0 (Zero)	0 (Zero)	0 (Zero)
Other expenditure on creation of Capital Assets (excluding expenditure on Land and Building)	0 (Zero)	5020 (Five Thousand Twenty)	179180 (One Lac Seventy Nine Thousand One Hundred Eighty)

#### Financial Resources: Utilised Amount for the Operational expenditure for previous 3 years

Academic Year	2020-21	2019-20	2018-19
	Utilised Amount	Utilised Amount	Utilised Amount
<b>Annual Operational Expenditure</b>			
Salaries (Teaching and Non Teaching staff)	51037405 (Five Crore Ten Lac Thirty Seven Thousand Four Hundred Five)	44017166 (Four Crore Forty Lac Seventeen Thousand One Hundred Sixty Six)	39328486 (Three Crore Ninety Three Lac Twenty Eight Thousand Four Hundred Eighty Six )
Maintenance of Academic Infrastructure or consumables and other running expenditures(excluding maintenance of hostels and allied services,rent of the building, depreciation cost, etc)	456531 (Four Lac Fifty Six Thousand Five Hundred Thirty One)	486965 (Four Lac Eighty Six Thousand Nine hundred Sixty five)	561312 (Five Lac Sixty One Thousand Three Hundred Twelve)
Seminars/Conferences/Workshops	46500 (Forty Six Thousand Five Hundred)	420120 (Four Lac Twenty Thousand One Hundred Twenty)	117647 (One Lac Seventeen Thousand Six Hundred Forty Seven)



Calendar year	2020	2019	2018
No. of Patents Published	0	0	0
No. of Patents Granted	0	0	0

**Sponsored Research Details**

Financial Year	2020-21	2019-20	2018-19
Total no. of Sponsored Projects	0	0	0
Total no. of Funding Agencies	0	0	0
Total Amount Received (Amount in Rupees)	0	0	0
Amount Received in Words	Zero	Zero	Zero

**Consultancy Project Details**

Financial Year	2020-21	2019-20	2018-19
Total no. of Consultancy Projects	0	0	0
Total no. of Client Organizations	0	0	0
Total Amount Received (Amount in Rupees)	0	0	0
Amount Received in Words	Zero	Zero	Zero

**Executive Development Program/Management Development Programs**

Financial Year	2020-21	2019-20	2018-19
Total no. of Executive Development Programs/ Management Development Programs	0	0	0
Total no. of Participants	0	0	0
Total Annual Earnings (Amount in Rupees)(Excluding Lodging & Boarding Charges)	0	0	0
Total Annual Earnings in Words	Zero	Zero	Zero

**PCS Facilities: Facilities of physically challenged students**

1. Do your institution buildings have Lifts/Ramps?	Yes, less than 40% of the buildings
2. Do your institution have provision for walking aids, including wheelchairs and transportation from one building to another for handicapped students?	No
3. Do your institution buildings have specially designed toilets for handicapped students?	Yes, less than 40% of the buildings

**Accreditation**

**NBA Accreditation**

1.Does your institute have a valid NBA Accreditation?	NO
---	----

**NAAC Accreditation**


1. Does your institute have a valid NAAC Accreditation?	NO
---	----

**Faculty Details**

Srno	Name	Age	Designation	Gender	Qualification	Experience (In Months)	Currently working with institution?	Joining Date	Leaving Date	Association type
1	Dr Jadhav Ashok Kakasheb	48	Assistant Professor	Male	Ph.D	262	Yes	01-12-1999	--	Regular
2	Dr Ambhure Shivaji Devidasrao	52	Assistant Professor	Male	Ph.D	284	Yes	19-12-1997	--	Regular
3	Dr Andhale Bapurao Vitthalrao	46	Assistant Professor	Male	Ph.D	274	Yes	09-11-1998	--	Regular
4	Dr Barve Ambadas Pandurang	58	Associate Professor	Male	Ph.D	284	Yes	17-11-1997	--	Regular
5	Dr Chavan Ashok Daulatrao	50	Assistant Professor	Male	Ph.D	284	Yes	17-11-1997	--	Regular
6	Dr Golekar Kalyan Machindra	54	Assistant Professor	Male	Ph.D	298	Yes	24-09-1996	--	Regular
7	Dr Jaybhaye Vithal Khanduji	46	Assistant Professor	Male	Ph.D	260	Yes	01-12-1999	--	Regular
8	Dr Kachave Maroti Dhondiba	53	Professor	Male	Ph.D	307	Yes	07-12-1995	--	Regular
9	Dr Kale Balasheb Munjabhau	50	Professor	Male	Ph.D	298	Yes	23-09-1996	--	Regular
10	Dr Kulkarni Vanita Baburao	49	Associate Professor	Female	Ph.D	307	Yes	07-12-1995	--	Regular
11	Dr Misal Mohan Kashinath	53	Assistant Professor	Male	Ph.D	308	Yes	07-12-1995	--	Regular
12	Dr Patil Mukandraj Baburao	39	Assistant Professor	Male	Ph.D	118	Yes	02-09-2011	--	Regular
13	Dr Rankhanb Santosh Vasanttrao	43	Assistant Professor	Male	Ph.D	118	Yes	02-09-2011	--	Regular
14	Dr Sarkale Anant Baburao	42	Other	Male	Ph.D	88	Yes	26-04-2014	--	Regular
15	Dr Satpute Vasant Devidasrao	48	Dean / Principal / Director / Vice Chancellor	Male	Ph.D	283	Yes	17-11-1997	--	Regular
16	Dr Shinde Bali Reshmaji	49	Assistant Professor	Male	Ph.D	273	Yes	09-10-1998	--	Regular
17	Dr Somvanshi Mukta Govindrao	45	Associate Professor	Female	Ph.D	260	Yes	22-11-1999	--	Regular
18	Dr Sonsale Sahebrao Dattatraya	53	Professor	Male	Ph.D	298	Yes	23-09-1996	--	Regular
19	Dr Tengse Sunita Atmaram	44	Assistant Professor	Female	Ph.D	272	Yes	09-10-1998	--	Regular

20	Dr Wadchkar Shivaji Apparao	47	Assistant Professor	Male	Ph.D	273	Yes	09-10-1998	--	Regular
21	Dr Wakankar Govind Bansidhar	36	Other	Male	Ph.D	131	Yes	10-08-2010	--	Regular
22	Mr Devraye Sandipkumar Marotrao	35	Assistant Professor	Male	NET	118	Yes	02-09-2011	--	Regular
23	Mr Fajge Angad Keshavrao	48	Assistant Professor	Male	M.A	298	Yes	24-09-1996	--	Adhoc / Contractual
24	Mr Jondhale Pandit Tukaram	50	Assistant Professor	Male	M.A	259	Yes	15-12-1999	--	Adhoc / Contractual
25	Mr Kadam Sakharam Babarao	36	Assistant Professor	Male	SET	118	Yes	02-09-2011	--	Regular
26	Mr Ragole Vikas Dattarao	38	Assistant Professor	Male	NET	118	Yes	12-09-2011	--	Regular



  
**PRINCIPAL**  
**Late Ramesh Warpudkar (ACS)**  
**College, Sonpeth Dist. Parbhani**

**National Institutional Ranking Framework**  
 Ministry of Education  
 Government of India  
 Welcome to Data Capturing System: OVERALL



**Submitted Institute Data for NIRF'2021'**

Institute Name: Late Ramesh Warpudkar Arts & Commerce College [IR-O-C-7402]

**Sanctioned (Approved) Intake**

Academic Year	2019-20	2018-19	2017-18	2016-17	2015-16	2014-15
UG [3 Years Program(s)]	360	360	360	-	-	-

**Total Actual Student Strength (Program(s) Offered by Your Institution)**

(All programs of all years)	No. of Male Students	No. of Female Students	Total Students	Within State (Including male & female)	Outside State (Including male & female)	Outside Country (Including male & female)	Economically Backward (Including male & female)	Socially Challenged (SC+ST+OBC Including male & female)	No. of students receiving full tuition fee reimbursement from the State and Central Government	No. of students receiving full tuition fee reimbursement from Institution Funds	No. of students receiving full tuition fee reimbursement from the Private Bodies	No. of students who are not receiving full tuition fee reimbursement
UG [3 Years Program(s)]	309	241	550	550	0	0	107	175	282	0	0	0

**Placement & Higher Studies**


**UG [3 Years Program(s)]: Placement & higher studies for previous 3 years**

Academic Year	No. of first year students intake in the year	No. of first year students admitted in the year	Academic Year	No. of students admitted through Lateral entry	Academic Year	No. of students graduating in minimum stipulated time	No. of students placed	Median salary of placed graduates(Amount in Rs.)	No. of students selected for Higher Studies
2015-16	360	220	2016-17	0	2017-18	65	5	80000(Eighty thousand)	25
2016-17	360	251	2017-18	0	2018-19	72	4	120000(one lac twenty thousand)	35
2017-18	360	272	2018-19	0	2019-20	108	0	0(Zero)	45

**Ph.D Student Details**

Ph.D (Student pursuing doctoral program till 2019-20 Students admitted in the academic year 2020-21 should not be entered here.)			
		Total Students	
Full Time		0	
Part Time		0	
No. of Ph.D students graduated (including Integrated Ph.D)			
		2019-20	2018-19
Full Time		0	0
Part Time		0	0




**Financial Resources: Utilised Amount for the Capital expenditure for previous 3 years**

Academic Year	2019-20	2018-19	2017-18
	Utilised Amount	Utilised Amount	Utilised Amount
<b>Annual Capital Expenditure on Academic Activities and Resources (excluding expenditure on buildings)</b>			
Library	50523 (Fifty thousand five hundred twenty three)	74750 (seventy four thousand seven hundred fifty)	122304 (one lac twenty two thousand three hundred four)
New Equipment for Laboratories	0 (zero)	0 (zero)	32782 (thirty two thousand seven hundred eighty two)
Engineering Workshops	0 (zero)	0 (zero)	0 (zero)
Other expenditure on creation of Capital Assets (excluding expenditure on Land and Building)	5020 (Five thousand twenty)	179180 (one lac seventy nine thousand one hundred eighty)	473459 (Four lac seventy three thousand four hundred fifty nine)

**Financial Resources: Utilised Amount for the Operational expenditure for previous 3 years**

Academic Year	2019-20	2018-19	2017-18
	Utilised Amount	Utilised Amount	Utilised Amount
<b>Annual Operational Expenditure</b>			
Salaries (Teaching and Non Teaching staff)	44017166 (Four crore forty lac seventeen thousand one hundred sixty six)	39328486 (Three crore ninety three lac twenty eight thousand four hundred eighty six)	36376684 (Three crore sixty three lac seventy six thousand six hundred eighty four)
Maintenance of Academic Infrastructure or consumables and other running expenditures(excluding maintenance of hostels and allied services,rent of the building, depreciation cost, etc)	486965 (Four lac eighty six thousand nine hundred sixty five)	561312 (Five lac sixty one thousand three hundred twelve)	495559 (Four lac ninety five thousand five hundred fifty nine)
Seminars/Conferences/Workshops	420120 (Four lac twenty thousand one hundred twenty)	117647 (one lac seventeen thousand forty seven)	131028 (one lac thirty one thousand twenty eight)

**IPR**


Calendar year	2019	2018	2017
No. of Patents Published	0	0	0
No. of Patents Granted	0	0	0

**Sponsored Research Details**

Financial Year	2019-20	2018-19	2017-18
Total no. of Sponsored Projects	1	0	0
Total no. of Funding Agencies	1	0	0
Total Amount Received (Amount in Rupees)	120000	0	0
Amount Received in Words	One lac twenty thousand	Zero	Zero

**Consultancy Project Details**

Financial Year	2019-20	2018-19	2017-18
Total no. of Consultancy Projects	0	0	0
Total no. of Client Organizations	0	0	0



Total Amount Received (Amount in Rupees)	0	0	0
Amount Received in Words	Zero	Zero	Zero

### Executive Development Program/Management Development Programs

Financial Year	2019-20	2018-19	2017-18
Total no. of Executive Development Programs/ Management Development Programs	0	0	0
Total no. of Participants	0	0	0
Total Annual Earnings (Amount in Rupees)(Excluding Lodging & Boarding Charges)	0	0	0
Total Annual Earnings in Words	Zero	Zero	Zero

### PCS Facilities: Facilities of physically challenged students

1. Do your institution buildings have Lifts/Ramps?	Yes, less than 40% of the buildings
2. Do your institution have provision for walking aids, including wheelchairs and transportation from one building to another for handicapped students?	No
3. Do your institution buildings have specially designed toilets for handicapped students?	Yes, less than 40% of the buildings

### Accreditation

#### NBA Accreditation

1. Does your institute have a valid NBA Accreditation?	NO
--	----

#### NAAC Accreditation

1. Does your institute have a valid NAAC Accreditation?	NO
---	----

### Faculty Details

Srno	Name	Age	Designation	Gender	Qualification	Experience (In Months)	Is Associated Last Year	Currently working with institution?	Joining Date	Leaving Date	Association type
1	Dr Jadhav Ashok Kakasheb	47	Assistant Professor	Male	Ph.D	250	Yes	Yes	01-12-1999	--	Regular
2	Dr Ambhure Shivaji Devidasrao	51	Assistant Professor	Male	Ph.D	272	Yes	Yes	19-12-1997	--	Regular
3	Dr Andhale Bapurao Vitthalrao	45	Assistant Professor	Male	Ph.D	262	Yes	Yes	09-11-1998	--	Regular
4	Dr Barve Ambadas Pandurang	57	Associate Professor	Male	Ph.D	272	Yes	Yes	17-11-1997	--	Regular
5	Dr Chavan Ashok Daulatrao	49	Assistant Professor	Male	Ph.D	272	Yes	Yes	17-11-1997	--	Regular
6	Dr Golekar Kalyan Machindra	53	Assistant Professor	Male	Ph.D	286	Yes	Yes	24-09-1996	--	Regular

7	Dr Jaybhaye Vithal Khanduji	45	Assistant Professor	Male	Ph.D	248	Yes	Yes	01-12-1999	--	Regular
8	Dr Kachave Maroti Dhondiba	52	Professor	Male	Ph.D	295	Yes	Yes	07-12-1995	--	Regular
9	Dr Kale Balasheb Munjabhau	49	Associate Professor	Male	Ph.D	286	Yes	Yes	23-09-1996	--	Regular
10	Dr Kulkarni Vanita Baburao	48	Associate Professor	Female	Ph.D	295	Yes	Yes	07-12-1995	--	Regular
11	Dr Misal Mohan Kashinath	52	Assistant Professor	Male	Ph.D	296	Yes	Yes	07-12-1995	--	Regular
12	Dr Patil Mukandraj Baburao	38	Assistant Professor	Male	Ph.D	106	Yes	Yes	02-09-2011	--	Regular
13	Dr Rankhanb Santosh Vasantao	42	Assistant Professor	Male	Ph.D	106	Yes	Yes	02-09-2011	--	Regular
14	Dr Sarkale Anant Baburao	41	Other	Male	Ph.D	76	Yes	Yes	26-04-2014	--	Regular
15	Dr Satpute Vasant Devidasrao	47	Dean / Principal / Director / Vice Chancellor	Male	Ph.D	271	Yes	Yes	17-11-1997	--	Regular
16	Dr Shinde Bali Reshmaji	48	Assistant Professor	Male	Ph.D	261	Yes	Yes	09-10-1998	--	Regular
17	Dr Somvanshi Mukta Govindrao	44	Associate Professor	Female	Ph.D	248	Yes	Yes	22-11-1999	--	Regular
18	Dr Sonsale Sahebrao Dattatraya	52	Professor	Male	Ph.D	286	Yes	Yes	23-09-1996	--	Regular
19	Dr Tengse Sunita Atmaram	43	Assistant Professor	Female	Ph.D	260	Yes	Yes	09-10-1998	--	Regular
20	Dr Wadchkar Shivaji Apparao	46	Assistant Professor	Male	Ph.D	261	Yes	Yes	09-10-1998	--	Regular
21	Dr Wakankar Govind Bansidhar	35	Other	Male	Ph.D	119	Yes	Yes	10-08-2010	--	Regular
22	Mr Devraye Sandipkumar Marotrao	34	Assistant Professor	Male	NET	106	Yes	Yes	02-09-2011	--	Regular
23	Mr Fajge Angad Keshavrao	47	Assistant Professor	Male	M.A	286	Yes	Yes	24-09-1996	--	Adhoc / Contractual
24	Mr Jondhale Pandit Tukaram	49	Assistant Professor	Male	M.A	247	Yes	Yes	15-12-1999	--	Adhoc / Contractual
25	Mr Kadam Sakharam Babarao	35	Assistant Professor	Male	SET	106	Yes	Yes	02-09-2011	--	Regular
26	Mr Ragole Vikas Dattarao	37	Assistant Professor	Male	NET	108	Yes	Yes	12-09-2011	--	Regular

  
PRINCIPAL

Late Ramesh Warpudkar (ACS)  
College, Sonpeth Dist. Parbhani